

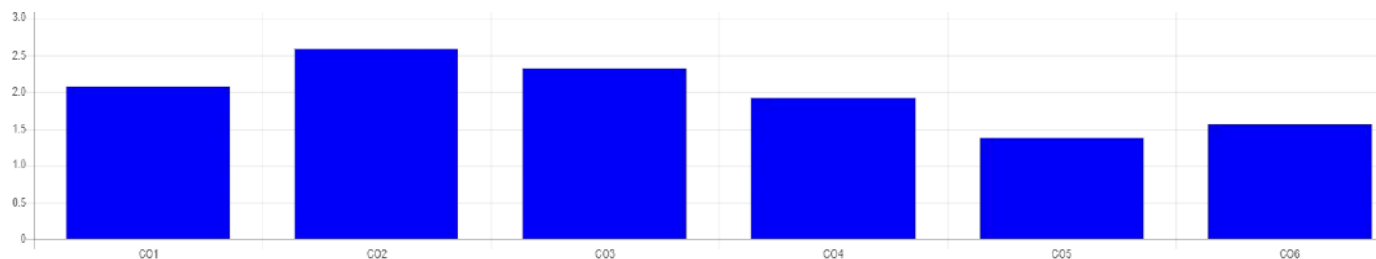


Guru Gobind Singh College of Engineering & Research Centre, Nashik

Basic Electronics Engineering - Theory (2022-23) [Mukesh Amritkar]

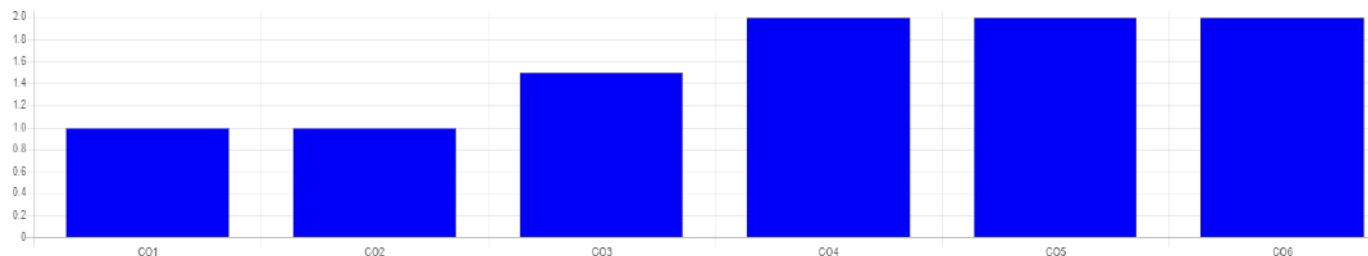
Internal Assessment

Title	Type	% Weightage	CO1	CO2	CO3	CO4	CO5	CO6
Unit Test- I	Internal	25	0.50	0.63	0.75			
Unit Test-II	Internal	25			0.38	0.46	0.33	0.38
Assignment-1	Internal	2	0.06	0.06				
Assignment-2	Internal	2		0.06	0.06			
Assignment-3	Internal	2			0.06			
Assignment-4	Internal	2				0.06		
Assignment-5	Internal	1					0.03	
Assignment-6	Internal	1						0.03
Percent course outcome weightage			27.00	29.00	54.00	27.00	26.00	26.00
Attainment as per percent weightage			0.56	0.75	1.25	0.52	0.36	0.41
Final attainment			2.07	2.59	2.31	1.93	1.38	1.58



External Assessment

Title	Type	% Weightage	CO1	CO2	CO3	CO4	CO5	CO6
SEE	External	100	1.00	1.00	1.50	2.00	2.00	2.00
Percent course outcome weightage			100.00	100.00	100.00	100.00	100.00	100.00
Attainment as per percent weightage			1	1	1.5	2	2	2
Final attainment			1	1	1.5	2	2	2

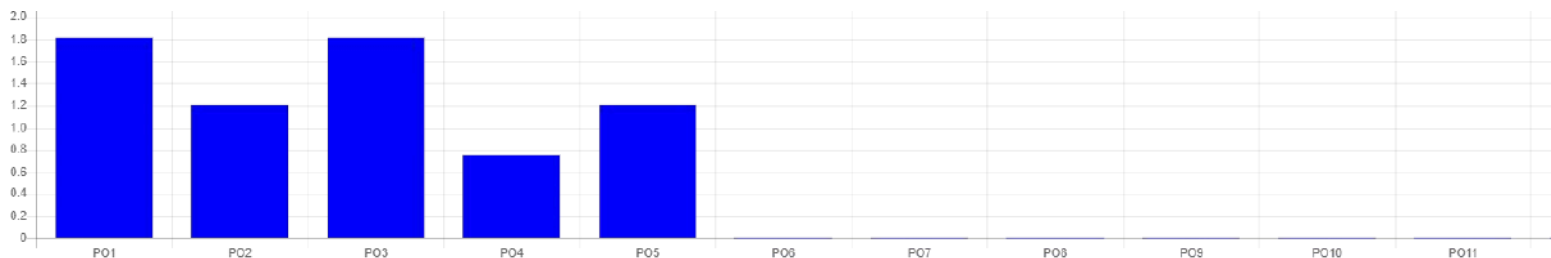


Direct Total Attainment

Course Outcome	Internal	External
CO1	2.07	1.00
CO2	2.59	1.00
CO3	2.31	1.50
CO4	1.93	2.00
CO5	1.38	2.00
CO6	1.58	2.00
Average	1.98	1.58
Weightage	60	40
Direct Total Attainment	1.19	0.63
Final Direct Course Attainment	1.82	

Final Attainment

	PO1	PO2	PO3	PO4	PO5	PO6	PO7	PO8	PO9	PO10	PO11	PO12
Final Attainment	1.82	1.21	1.82	0.76	1.21							
Percentage	60.67	40.33	60.67	25.33	40.33							





Guru Gobind Singh College of Engineering & Research Centre, Nashik

Basic Electronics Engineering - Practical (2022-23) [Mukesh Amritkar] [Mukesh Amritkar] [Mukesh Amritkar]

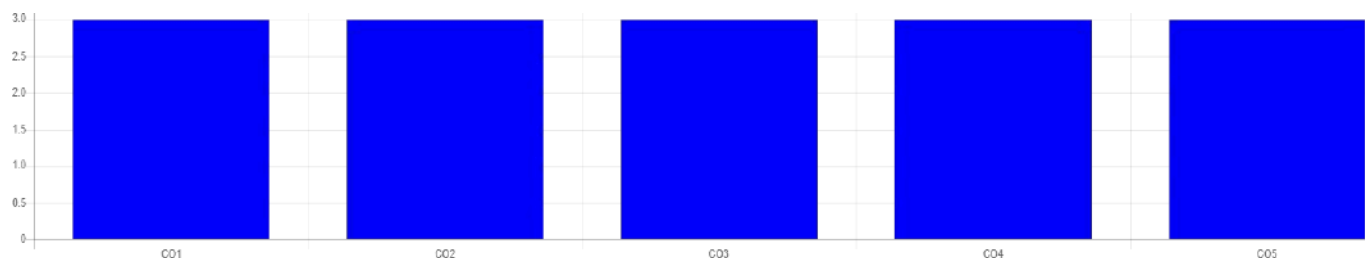
Internal Assessment

Batch [FE-D1] Internal Assessment	Type	% Weightage	CO1	CO2	CO3	CO4	CO5
Percent course outcome weightage							
Attainment as per percent weightage							
Final Attainment							

Batch [FE-D1, FE-D2, FE-D3] Internal Assessment	Type	% Weightage	CO1	CO2	CO3	CO4	CO5
Practical Assessment [FE-D1, FE-D2, FE-D3]	Internal	40	1.20	1.20	1.20	1.20	1.20
Percent course outcome weightage			40.00	40.00	40.00	40.00	40.00
Attainment as per percent weightage			1.2	1.2	1.2	1.2	1.2
Final Attainment			3	3	3	3	3

Internal Assessment Course Outcome Attainment Average

Course Outcome	CO1	CO2	CO3	CO4	CO5
Average	3.00	3.00	3.00	3.00	3.00

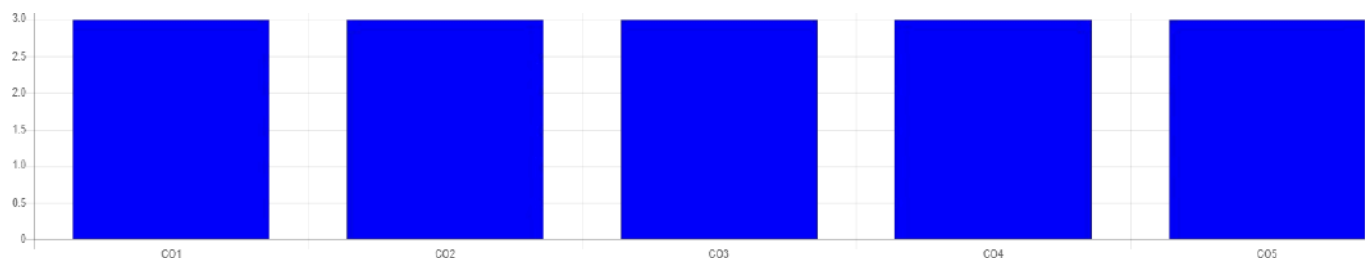


External Assessment

Batch [FE-D1, FE-D2, FE-D3] External Assessment	Type	% Weightage	CO1	CO2	CO3	CO4	CO5
SEE-PR [FE-D1, FE-D2, FE-D3]	External	100	3.00	3.00	3.00	3.00	3.00
Percent course outcome weightage			100.00	100.00	100.00	100.00	100.00
Attainment as per percent weightage			3	3	3	3	3
Final Attainment			3	3	3	3	3

External Assessment Course Outcome Attainment Average

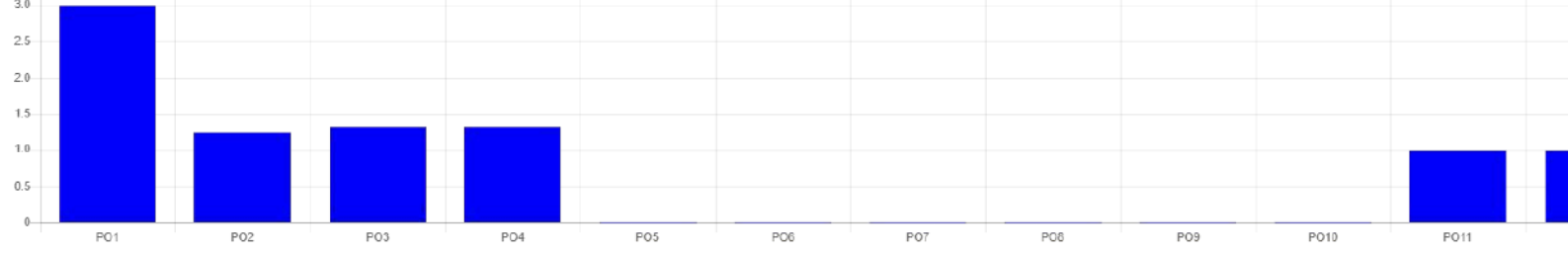
Course Outcome	CO1	CO2	CO3	CO4	CO5
Average	3.00	3.00	3.00	3.00	3.00



Direct Total Attainment

Course Outcome	Internal	External
CO1	3.00	3.00
CO2	3.00	3.00
CO3	3.00	3.00
CO4	3.00	3.00
CO5	3.00	3.00
Average	3.00	3.00
Weightage	60	40
Direct Total Attainment	1.80	1.20
Final Direct Course Attainment	3.00	

	PO1	PO2	PO3	PO4	PO5	PO6	PO7	PO8	PO9	PO10	PO11	PO12
Final Attainment	3.00	1.25	1.33	1.33							1.00	1.00
Percentage	100.00	41.67	44.33	44.33							33.33	33.33



i Last published on 2023-05-22 13:50:07

[Unpublish](#)

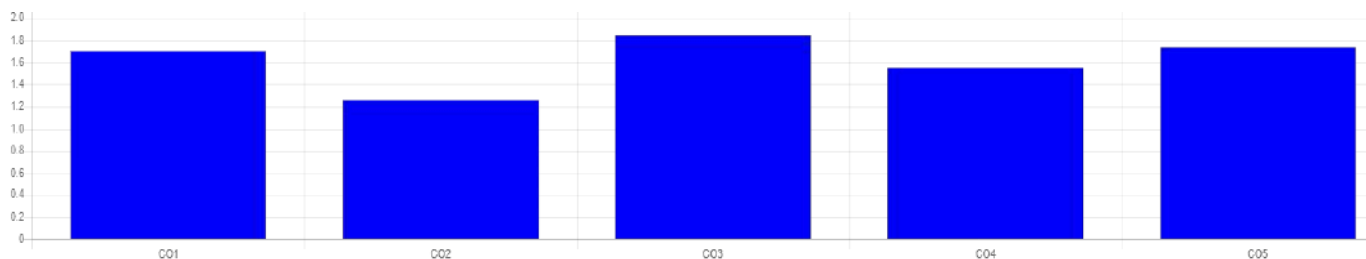


Guru Gobind Singh College of Engineering & Research Centre, Nashik

Engineering Mathematics-II - Theory (2022-23) [Vishwas Gaikwad]

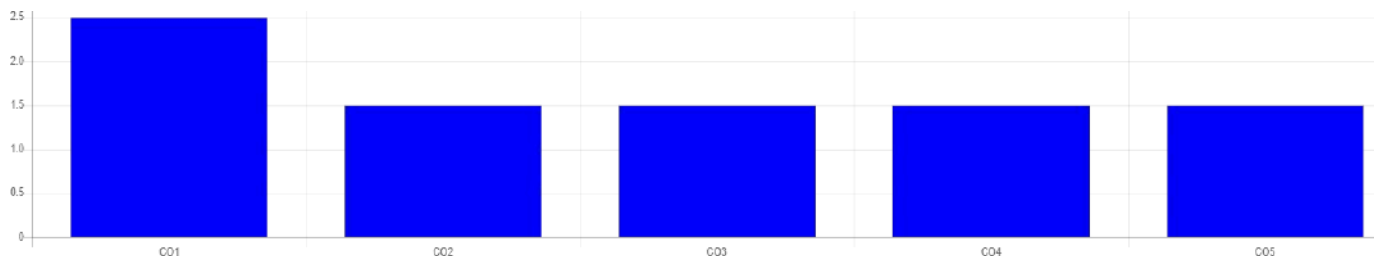
Internal Assessment

Title	Type	% Weightage	CO1	CO2	CO3	CO4	CO5
Unit Test - II	Internal	25		0.28	0.44	0.36	0.41
Unit Test - I	Internal	25	0.40				
Unit I	Internal	1	0.03				
Unit II	Internal	1	0.03				
Unit III	Internal	2		0.06			
Unit IV	Internal	2			0.06		
Unit V	Internal	2				0.06	
Unit VI	Internal	2					0.06
Percent course outcome weightage			27.00	27.00	27.00	27.00	27.00
Attainment as per percent weightage			0.46	0.34	0.50	0.42	0.47
Final attainment			1.7	1.26	1.85	1.56	1.74



External Assessment

Title	Type	% Weightage	CO1	CO2	CO3	CO4	CO5
SEE	External	40	1.00	0.60	0.60	0.60	0.60
Percent course outcome weightage			40.00	40.00	40.00	40.00	40.00
Attainment as per percent weightage			1	0.6	0.6	0.6	0.6
Final attainment			2.5	1.5	1.5	1.5	1.5



Direct Total Attainment

Course Outcome	Internal	External
CO1	1.70	2.50
CO2	1.26	1.50
CO3	1.85	1.50
CO4	1.56	1.50
CO5	1.74	1.50
Average	1.62	1.70
Weightage	60	40
Direct Total Attainment	0.97	0.68
Final Direct Course Attainment	1.65	

Final Attainment

	PO1	PO2	PO3	PO4	PO5	PO6	PO7	PO8	PO9	PO10	PO11	PO12
Final Attainment	1.65	1.10										
Percentage	55.00	36.67										

